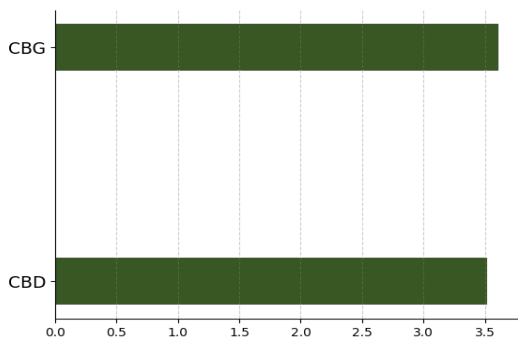
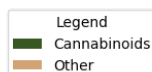
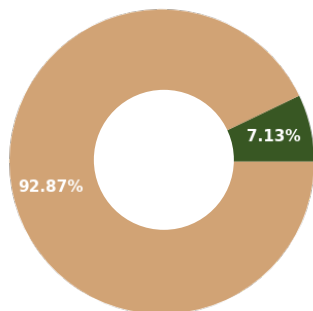


Cognitive Support CBG Tincture - Broad Spectrum

Batch ID:	21T7100312	Received:	12/06/2021	Analysis:	18 Cannabinoid Potency
Sample Type:	Tincture	Analyzed:	12/13/2021	Method:	2021.18P.01
		Test ID:	2049	Equipment:	UHPLC

CANNABINOID PROFILE
TOTAL CANNABINOID CONTENT


Cannabinoid	LOD (%)	LOQ (%)	Result (%)	Result (mg/g)
Cannabidiol (CBD)	4.29e-05	1.30e-04	3.52 ± 0.095	35.16
Cannabigerol (CBG)	4.11e-05	1.25e-04	3.61 ± 0.098	36.13
Δ9-Tetrahydrocannabinol (Δ9-THC)	7.72e-05	2.34e-04	ND	ND
Cannabicitran (CBT)	3.95e-05	1.20e-04	ND	ND
Cannabichromene (CBC)	6.99e-05	2.12e-04	ND	ND
Cannabinol (CBN)	3.93e-05	1.19e-04	ND	ND
Cannabicyclol (CBL)	4.58e-05	1.39e-04	ND	ND
Cannabicycloic acid (CBLA)	4.00e-05	1.21e-04	ND	ND
Tetrahydrocannabivarin (THCV)	4.04e-05	1.23e-04	ND	ND
Δ8-Tetrahydrocannabinol (Δ8-THC)	4.73e-05	1.43e-04	ND	ND
Cannabinolic (CBNA)	4.70e-05	1.42e-04	ND	ND
Tetrahydrocannabivarin Acid (THCVA)	3.66e-05	1.11e-04	ND	ND
Cannabigerolic acid (CBGA)	3.98e-05	1.21e-04	ND	ND
Cannabidiolic acid (CBDA)	4.15e-05	1.26e-04	ND	ND
Cannabidivarin (CBDV)	3.97e-05	1.20e-04	ND	ND
Tetrahydrocannabinolic Acid (THCA)	3.86e-05	1.17e-04	ND	ND
Cannabichromenic acid (CBCA)	3.99e-05	1.21e-04	ND	ND
Cannabidivarinic Acid (CBDVA)	3.99e-05	1.21e-04	ND	ND
Total Cannabinoid**			7.13	71.29
Total Potential THC*			ND	ND
Total Potential CBD*			3.52 ± 0.095	35.16
Total Potential CBG*			3.61 ± 0.098	36.13

* Total Potential THC/CBD/CBG is calculated using the following formulas to consider the loss of a carboxyl group during decarboxylation step.

* Total THC = THC + (THCa *(0.877)) and Total CBD = CBD + (CBDA *(0.877)) and Total CBG = CBG + (CBGa*(0.877))

** Total Cannabinoids result reflects the absolute sum of all cannabinoids detected.

% = % (w/w) = Percent (Weight of Analyte / Weight of Product)

REMARKS

Passed visual inspection for particulates, mold, mildew, and other foreign substances.

FINAL AUTHORIZATION


Brian McCoy, Analytical Chemist
12/13/2021 10:14 AM

ANALYZED BY/DATE



Logan Cline, Director of Analytical Development
12/13/2021 12:47 PM

AUTHORIZED BY/DATE



John Reser, Quality Analyst
12/13/2021 12:50 PM

RELEASED BY/DATE

Laboratory results are based on the sample submitted to Extract Labs, INC, in the condition it was received. Extract Labs, INC, warrants that all analyses performed are in accordance with ISO/IEC 17025:2017. All data is generated using NIST traceable reference material and all reports are produced with the highest regard for scientific integrity. Reports can only be reproduced with the written consent of Extract Labs, INC.

Extract Labs, INC. All Rights Reserved

1399 Horizon Ave. Lafayette, CO 80026



extractlabs.com | 303.927.6130

Cognitive Support CBG Tincture - Broad Spectrum

Batch ID:	21T7100312	Received:	12/06/2021	Analysis:	Residual Solvents
Sample Type:	Tincture	Analyzed:	12/10/2021	Method:	2021.RS.01
		Test ID:	2050	Equipment:	GCMS

RESIDUAL SOLVENTS

SOLVENT	REPORTABLE RANGE	RESULT (ppm)
Acetone	100 - 1000	*ND
Acetonitrile	100 - 1000	*ND
Benzene	0.2 - 4	*ND
Butanes	100 - 1000	*ND
Ethanol	100 - 1000	*ND
Ethyl Acetate	100 - 1000	*ND
Heptane	100 - 1000	*ND
Hexanes	6 - 120	*ND
Isopropyl Alcohol	100 - 1000	*ND
Methanol	100 - 1000	*ND
Pentanes	100 - 1000	*ND
Propane	100 - 1000	*ND
Toluene	18 - 360	*ND
Xylenes	43 - 860	*ND

*ND = Below Reportable Range

REMARKS

Passed visual inspection for particulates, mold, mildew, and other foreign substances.

FINAL AUTHORIZATION


 Brian McCoy, Analytical Chemist
 12/10/2021 01:35 PM

ANALYZED BY/DATE


 Logan Cline, Director of Analytical Development
 12/10/2021 03:34 PM

AUTHORIZED BY/DATE


 John Reser, Quality Analyst
 12/10/2021 04:01 PM

RELEASED BY/DATE

Laboratory results are based on the sample submitted to Extract Labs, INC, in the condition it was received. Extract Labs, INC, warrants that all analyses performed are in accordance with ISO/IEC 17025:2017. All data is generated using NIST traceable reference material and all reports are produced with the highest regard for scientific integrity. Reports can only be reproduced with the written consent of Extract Labs, INC.



License No. 800025015
FL License # CMTL-0003
CLIA No. 10D1094068

Certificate of Analysis

Compliance Test

Extract Labs
1399 Horizon Ave.
Lafayette, CO 80026

Batch # 21T7100312
Batch Date: 2021-12-06
Extracted From: Hemp


Test Reg State: Oregon

Order # EXT211206-030001
Order Date: 2021-12-06
Sample # AACF792

Sampling Date: 2021-12-08
Lab Batch Date: 2021-12-08
Completion Date: 2021-12-10

Initial Gross Weight: 7.687 g
Net Weight: 2.979 g

Number of Units: 1
Net Weight per Unit: 2979.000 mg



Product Image

Microbiology (qPCR)
Passed

Potency Panel Not Included

Xueli Gao Lab Toxicologist
Ph.D., DABT

Aixia Sun Lab Director/Principal Scientist
D.H.Sc., M.Sc., B.Sc., MT (AAB)



Definitions and Abbreviations used in this report: *Total CBD = CBD + (CBD-A * 0.877), *Total CBDV = CBDV + (CBDVA * 0.87), *Total THC = THCA-A * 0.877 + Delta 9 THC, *Total THCV = THCV + (THCVA * 0.87), *CBG Total = (CBGA * 0.877) + CBG, *CBN Total = (CBNA * 0.877) + CBN, *Total CBC = CBC + (CBCA * 0.877), *Other Cannabinoids Total = Total Cannabinoids - All the listed cannabinoids on the summary section, *Total Detected Cannabinoids = Delta8-THC + Total CBN + CBT + Delta8-THCV + Total CBG + Total CBD + Total THCV + CBL + Total THC + Total CBC + Total CBDV + Delta10-THC, *Total THC-O-Acetate = Delta 8 THC-O-Acetate + THC-O-Acetate, *Analyte Details above show the Dry Weight Concentrations unless specified as 12% moisture concentration. (mg/ml) = Milligrams per Milliliter, LOQ = Limit of Quantitation, LOD = Limit of Detection, Dilution = Dilution Factor (ppb) = Parts per Billion, (%) = Percent, (cfu/g) = Colony Forming Unit per Gram (cfu/g) = Colony Forming Unit per Gram, LOD = Limit of Detection, (µg/g) = Microgram per Gram (ppm) = Parts per Million, (ppm) = (µg/g), (aw) = aw (area ratio) = Area Ratio, (mg/Kg) = Milligram per Kilogram

This report shall not be reproduced, without written approval, from ACS Laboratory. The results of this report relate only to the material or product analyzed. Test results are confidential unless explicitly waived otherwise. Accredited by a third-party accrediting body as a competent testing laboratory pursuant to ISO/IEC 17025 of the International Organization for Standardization.



License No. 800025015
FL License # CMTL-0003
CLIA No. 10D1094068

Certificate of Analysis

Compliance Test

Extract Labs
1399 Horizon Ave.
Lafayette, CO 80026

Batch # 21T7100312
Batch Date: 2021-12-06
Extracted From: Hemp

Test Reg State: Oregon

Order # EXT211206-030001
Order Date: 2021-12-06
Sample # AACF792

Sampling Date: 2021-12-08
Lab Batch Date: 2021-12-08
Completion Date: 2021-12-10

Initial Gross Weight: 7.687 g
Net Weight: 2.979 g

Number of Units: 1
Net Weight per Unit: 2979.000 mg

Microbiology (qPCR) **Passed**
(qPCR)
Specimen Weight: 244.800 mg

Dilution Factor: 1.000

Analyte	Result	Analyte	Result
Total Aerobic Count	Passed	Total Coliform	Passed
Total Enterobacteriaceae	Passed	Total Yeast/Mold	Passed

Xueli Gao
Ph.D., DABT
Lab Toxicologist

Aixia Sun
D.H.Sc., M.Sc., B.Sc., MT (AAB)
Lab Director/Principal Scientist



Definitions and Abbreviations used in this report: *Total CBD = CBD + (CBD-A * 0.877), *Total CBDV = CBDV + (CBDVA * 0.87), *Total THC = THCA-A * 0.877 + Delta 9 THC, *Total THCV = THCV + (THCVA * 0.87), *CBG Total = (CBGA * 0.877) + CBG, *CBN Total = (CBNA * 0.877) + CBN, *Total CBC = CBC + (CBCA * 0.877), *Other Cannabinoids Total = Total Cannabinoids - All the listed cannabinoids on the summary section, *Total Detected Cannabinoids = Delta8-THC + Total CBN + CBT + Delta8-THCV + Total CBG + Total CBD + Total THC + CBL + Total THC + Total CBC + Total CBDV + Delta10-THC, *Total THC-O-Acetate = Delta 8 THC-O-Acetate + THC-O-Acetate, *Analyte Details above show the Dry Weight Concentrations unless specified as 12% moisture concentration. (mg/ml) = Milligrams per Milliliter, LOQ = Limit of Quantitation, LOD = Limit of Detection, Dilution = Dilution Factor (ppb) = Parts per Billion, (%) = Percent, (cfu/g) = Colony Forming Unit per Gram (cfu/g) = Colony Forming Unit per Gram, LOD = Limit of Detection, (µg/g) = Microgram per Gram (ppm) = Parts per Million, (ppm) = (µg/g), (aw) = aw (area ratio) = Area Ratio, (mg/Kg) = Milligram per Kilogram

This report shall not be reproduced, without written approval, from ACS Laboratory. The results of this report relate only to the material or product analyzed. Test results are confidential unless explicitly waived otherwise. Accredited by a third-party accrediting body as a competent testing laboratory pursuant to ISO/IEC 17025 of the International Organization for Standardization.

Product Specification

Cognitive Support, Broad Spectrum Hemp Tincture

Product Information

Product	Cognitive Support, Broad Spectrum Hemp Tincture
Botanical name	<i>Cannabis sativa</i> L.
Plant Part	Flower
Country of Origin	USA
Extraction Process	CO2 Extraction, Winterization
Ingredient Statement	Organic Fractionated Coconut Oil, CO2-Extracted Broad Spectrum Hemp Oil

Organoleptic Description

Appearance	Light to medium amber-yellow oily liquid
Aroma	Typical
Taste	Characteristic

Physical Characteristics

Cannabidiol Content (CBD):	>1000mg
Cannabigerol (CBG):	>1000mg
Tetrahydrocannabinol Content (THC):	0%

Shelf Life

Shelf life in original glass bottle for up to 2 years.

Packaging

Gross weight 2.6 oz (74g), net weight 1oz packaged in 30ml black glass dropper bottles.
Secondary packaging in cardboard boxes.
Larger quantities by arrangement

Recommended Storage Conditions

Store at ambient conditions in airtight container.

Kosher Certification

Broad Spectrum Hemp Tincture is certified Kosher by the Orthodox Union, UKD-ID: OUV3-PNSR80K.

GMP Certification

This product was produced in a cGMP Compliant Facility, audited through Eurofins, Certificate #4949.

Vegan Certification

Broad Spectrum Hemp Tincture is certified Vegan by Vegan Action, certificate #8559160.

I declare that the information given is believed to be correct as of date specified below.

Name: Nick Peters

Title: Quality Manager

Date: April 8, 2021